



This is an introduction to the shell scheme package plan available for use at exhibitions organized by TSO International Inc. Standard booths are provided as space only, meaning partitions must be set up between adjacent booths. You can either prepare your own decorations or make use of the shell scheme packages provided by the show management office.

We also offer consultation for decoration and layout plans tailored to your products and budget, based on the shell scheme package. Please feel free to contact the show management office for inquiries.

\* This applies to exhibitions starting in 2025.

Plans, specifications, and prices may be subject to change. Thank you for your understanding.



## Plan A [1-4 Booths]

A simple package design that includes the essential elements required for a standard exhibition booth

(Example)  
1 Booth




Company name board text can be customized by the exhibitor  
\*The basic sign color is white, and text will be printed in black for white signs

### Color Samples (Standard Colors)

\*For color samples of optional colors, please refer to page 7.


#### Company Name Board (Standard Colors)



#### Wall Panel (Standard Colors)



#### Carpet (Standard Colors)



## Plan A Contents

- Wall Panel (H2,700mm)
- Parapet
- Company Name Board (W2,400mm×H400mm)
- Carpet
- 100V Outlet (2 ports)×1
- Electricity Supply (up to 1,000W, includes power usage fee)

- \*You can choose colors for the company name board, wall panel, and carpet from the standard colors listed above or the color samples on page 7.
- \*Furnishings like reception counters, chairs, and meeting sets are available as optional paid add-ons.
- \*For booths with 2 or more spaces, only one company name board and outlet will be provided.
- \*Exhibitors are free to bring their own furnishings.
- [Optional] Additional company name board for corner booths: JPY 27,500 per board.

## Plan A Pricing (Including Tax)

- 1 Booth: JPY 143,000
- 2 Booth: JPY 203,500

- 3 Booth: JPY 264,000
- 4 Booth: JPY 319,000

## Plan A Usage Image

(Note: Images shown are from the previous Plan A and may differ in company name board specifications.)



1 Booth



2 Booth




2 Booth

## Plan B [1-4 Booths]

A package that allows you to showcase your original company name board prominently, creating a unique decorative feel

### (Example) 1 Booth



The company name board will be designed by the exhibitor and submitted in the specified size

#### Color Samples (Standard Colors)

\*For color samples of optional colors, please refer to page 7.

#### Wall Panel (Standard Colors)



White



Blue



Black

#### Carpet (Standard Colors)



Red



Orange



Blue



Green



Heather Gray



Black

## Plan B Contents

- Wall Panel (H2,700mm)
- Company Name Board  
(Complete Data Submission: Data Size: W1,940mm × H500mm)
- Carpet
- 100V Outlet (2 ports) × 1
- Electricity Supply (up to 1,000W, includes power usage fee)

\*You can choose colors for the company name board, wall panel, and carpet from the standard colors listed above or the color samples on page 7.

\*Furnishings like reception counters, chairs, and meeting sets are available as optional paid add-ons.

\*For booths with 2 or more spaces, only one company name board and outlet will be provided.

\*Exhibitors are free to bring their own furnishings.

[Optional] Additional company name board for corner booths: JPY 38,500 per board.

#### [About Data Submission]

File Format: Adobe Illustrator is recommended. EPS files with outlined fonts are also acceptable.

Image Resolution: For graphics with photos, ensure a minimum resolution of 75 dpi at the actual size. Use the highest possible image quality.

Filters and Effects: For data with drop shadows or blur effects in Illustrator, submission at the actual size is recommended to prevent errors caused by scaling.

PDF Proof: Always include a PDF proof for review.

\*If you require design creation, additional design fees will apply. Estimates will be provided based on the design requirements.

## Plan B Pricing (Including Tax)

- 1 Booth: **JPY 176,000**
- 2 Booth: **JPY 236,500**

- 3 Booth: **JPY 297,000**
- 4 Booth: **JPY 352,000**

## Plan B Usage Image



1 Booth



1 Booth




2 Booth

# Plan C [2-6 Booths]

## [For Exhibitors with 2 or More Booths]

A dynamic package featuring a truss design and your original company name board elevated for greater visibility

(Example)  
2Booth



The company name board will be designed by the exhibitor and submitted in the specified size

### Color Samples (Standard Colors)

\*For color samples of optional colors, please refer to page 7.

#### Wall Panel (Standard Colors)



White



Blue



Black

#### Carpet (Standard Colors)



Red



Orange



Blue



Green



Heather Gray



Black

## Plan C Contents

- Wall Panel (H2,700mm)
- Company Name Board  
(Complete Data Submission: Data Size: W1,950mm × H650mm)
- Carpet
- 100V Outlet (2 ports) × 1
- Electricity Supply (up to 1,000W, includes power usage fee)

\*You can choose colors for the company name board, wall panel, and carpet from the standard colors listed above or the color samples on page 7.

\*Furnishings like reception counters, chairs, and meeting sets are available as optional paid add-ons.

\*For booths with 2 or more spaces, only one company name board and outlet will be provided.

\*Exhibitors are free to bring their own furnishings.

[Optional] Additional company name board for corner booths: JPY 49,500 per board.

### [About Data Submission]

File Format: Adobe Illustrator is recommended. EPS files with outlined fonts are also acceptable.

Image Resolution: For graphics with photos, ensure a minimum resolution of 75 dpi at the actual size. Use the highest possible image quality.

Filters and Effects: For data with drop shadows or blur effects in Illustrator, submission at the actual size is recommended to prevent errors caused by scaling.

PDF Proof: Always include a PDF proof for review.

\*If you require design creation, additional design fees will apply. Estimates will be provided based on the design requirements.

## Plan C Pricing (Including Tax)

- 2Booth : JPY 286,000
- 3Booth : JPY 346,500

- 4Booth : JPY 407,000
- 6Booth : JPY 528,000

## Plan C Usage Image



2 Booth



2 Booth



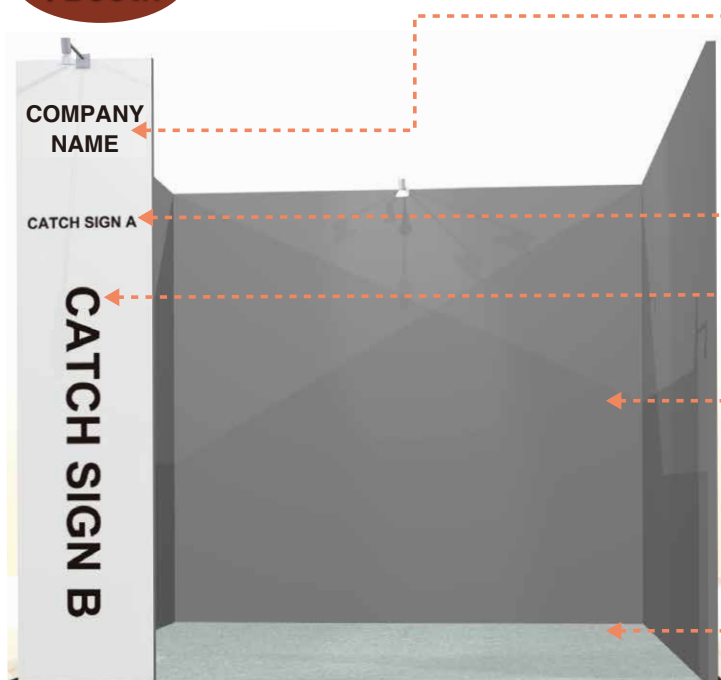
4 Booth



## Plan D [1-2 Booths]

A sophisticated package with a refined wooden panel design that exudes quality and elegance

(Example)  
1 Booth



The company name board will be designed by the exhibitor and submitted in the specified size

Catch Sign [A] to be set by the exhibitor (within 20 characters)

Catch Sign [B] to be set by the exhibitor (within 40 characters)

### Color Samples (Standard Colors)

\*For color samples of optional colors, please refer to page 7.

#### Wall Panel (Standard Colors)



White



Blue



Black

#### Carpet (Standard Colors)



Red



Orange



Blue



Green



Heather Gray



Black

## Plan D Contents

- Wooden Wall (H2,700mm)
- Company Name Board (20 Characters)
  - Catch Sign [A] to be set by the exhibitor (within 20 characters)
  - Catch Sign [B] to be set by the exhibitor (within 40 characters)
- If you wish to have a logo on the company name board, a separate estimate will be provided.
- \*You can choose colors for the company name board, wooden wall, and carpet from the standard colors listed above or the color samples on page 7.
- \*Furnishings like reception counters, chairs, and meeting sets are available as optional paid add-ons.
- \*For booths with 2 or more spaces, only one company name board and outlet will be provided.
- \*Exhibitors are free to bring their own furnishings.
- Carpet
- 100V Outlet (2 ports)×1
- Spotlight (2 Lights for 1 Booth, 3 Lights for 2 Booths)
- Electricity Supply (up to 1,000W, includes power usage fee)

## Plan D Pricing (Including Tax)

• 1 Booth: JPY 264,000

• 2 Booth: JPY 330,000

## Plan D Usage Image



1 Booth



1 Booth



2 Booth

## New Plan E [1-3 Booths]

### [For Corner Booth Exhibitors]

A package where your original company name board is displayed prominently on the aisle side, ensuring visibility from any direction

(Example)  
1 Booth



The company name board will be designed by the exhibitor and submitted in the specified size

#### Color Samples (Standard Colors)

\*For color samples of optional colors, please refer to page 7.

#### Wall Panel (Standard Colors)



White



Blue



Black

#### Carpet (Standard Colors)



Red



Orange



Blue



Green



Heather Gray



Black

## Plan E Contents

- Wall Panel (H2,700mm)
- Company Name Board  
(Complete Data Submission: Data Size: W1,940mm × H800mm)
- Carpet
- 100V Outlet (2 ports) × 1
- Electricity Supply (up to 1,000W, includes power usage fee)

- \*You can choose colors for the company name board, wall panel, and carpet from the standard colors listed above or the color samples on page 7.
- \*Furnishings like reception counters, chairs, and meeting sets are available as optional paid add-ons.
- \*For booths with 2 or more spaces, only one company name board and outlet will be provided.
- \*Exhibitors are free to bring their own furnishings.

#### [About Data Submission]

File Format: Adobe Illustrator is recommended. EPS files with outlined fonts are also acceptable.

Image Resolution: For graphics with photos, ensure a minimum resolution of 75 dpi at the actual size. Use the highest possible image quality.

Filters and Effects: For data with drop shadows or blur effects in Illustrator, submission at the actual size is recommended to prevent errors caused by scaling.

PDF Proof: Always include a PDF proof for review.

\*If you require design creation, additional design fees will apply. Estimates will be provided based on the design requirements.

## Plan E Pricing (Including Tax)






- 1 Booth : JPY 220,000
- 2 Booth : JPY 280,500








- 3 Booth : JPY 341,000



















# SHELL SCHEME PACKAGE COLOR SAMPLE

These are color samples for the company name board, wall panels, and carpet. Please select your preferred color from the options below and complete the shell scheme package application form.

You can change to the optional colors below for an additional charge of. Feel free to select your preferred color.

Color Samples (Standard Colors)					
* If you select white for the color of your company name board, the text will be printed in black. For any other colors, the text will be printed in white.					
Standard Colors [No Additional Charge]					
					
White	Blue	Black	Red	Navy	

Wall Panel (Standard Colors)							
Standard Colors [No Additional Charge]			Optional Colors [Additional Charge of JPY 11,000 (Including Tax)]				
							
White	Black	Blue	Red	Green	Yellow	Navy	

Carpet (Standard Colors)					
Standard Colors [No Additional Charge]					
					
Red	Orange	Blue	Green	Heather Gray	Black
Optional Colors [Additional Charge of JPY 11,000 (Including Tax)]					
					
Pink	Dark Pink	Lemon Yellow	Yellow	Heather Orange	Navy Blue
					
Heather Blue	Yellow-Green	Heather Purple	Beige	Caramel	Brown

\*Other colors are also available. Please feel free to contact the contractor for inquiries.

\*If you wish to choose two or three colors for the wall panels or carpet, or if you prefer colors other than those listed above, a separate estimate will be provided.

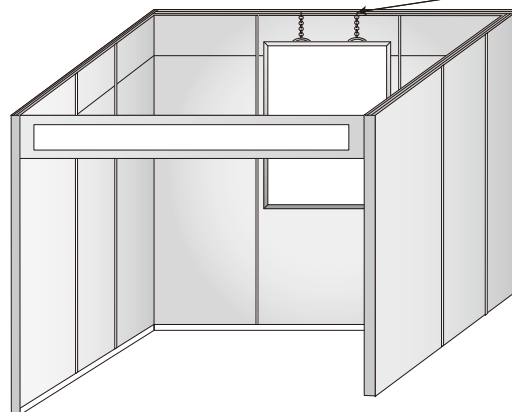
Due to printing limitations, the color samples above may differ from the actual colors. Also, depending on the availability of materials, the texture, material, or color may vary. Please be aware of this in advance.

## About Shell Scheme Package

### Regarding Wall Panels

For A, B, and C plan shell scheme package, the walls are made of approximately 3mm plywood with color sheets applied. Since pushpins or nails can penetrate and protrude into adjacent booths, their use is prohibited. The wall panels are made of recycled and reused materials, so please refrain from creating holes, leaving glue residue, or causing any damage.

Velcro (double-sided tape) is available for free at the contractor's counter at the venue, so please use it to display posters and similar items.



For hanging panels, use an aluminum frame and attach them with S-tube chains. S-tube chains are distributed at the venue contractor's counter (to be returned after the exhibition). We can assist with the installation, so please feel free to consult us.

**Q : Can I change the wall panel or carpet colors to anything other than the standard colors?**

**A : Yes, it is possible for an additional charge.**

Prices vary depending on the color or pattern, so please contact us for details.

**Q : Can I reduce the number of walls or remove the carpet in the shell scheme package ?**

**A : Yes, you can remove unnecessary items. However, since these items are part of the package, removing them does not reduce the price. Depending on the booth decoration, it may be more cost-effective to order only the necessary panels or displays instead of using the rental shell scheme package. Feel free to contact us for advice.**

**Q : Are there any regulations on setbacks?**

**A : There are no setback regulations. Please proceed with the installation according to the decoration regulations.**

**Q : Are there any specifications for the materials used in booth decorations?**

**A : There are no specific materials required for wood, cloth, etc., but you must use fire-retardant materials and display fire-retardant labels.**



<Fire-retardant Label>

**Q : Can I delegate the booth design to contractor?**

**A : Yes, we accept this.**

We will inquire about the number of booths, products to be displayed, what you plan to do in the booth (demonstrations, tastings, negotiations, surveys, etc.), your desired image (color and atmosphere), and your budget to propose a design. Since the installation will be carried out by a trusted contractor designated by the show management office, who will be on-site during the exhibition, you can leave it to us with peace of mind.

**Q : Are there height restrictions?**

**A : Exhibitors with 1 to 5 booths are limited to 3.6m in height, and exhibitors with 6 or more booths are limited to 5.4m in height.**

\*This height limit applies to decorations, not the exhibited products.

\*If the height of the exhibited products or decorations exceeds 3.6m (5.4m for 6 or more booths), prior confirmation with the venue is required.

Some areas of the exhibition venue may have lower ceilings.

Be sure to check the ceiling height of your exhibition space before planning your decoration or installation.

Decorations and exhibited products must be within the height limit for lower ceiling sections.

For detailed information, please check the decoration guidelines in the exhibitor's manual.

\*As of January 2025. Decoration regulations may change based on the exhibition or venue requirements. Be sure to check the latest regulations.

### Contact

**Show Management Office** (TSO International Inc.)

7F Front Place Yotsuya, 3-2-1 Yotsuya, Shinjuku, Tokyo 160-0004

TEL: +81-3-5363-1701 E-mail: overseas@tso-int.co.jp